



DETAIL AND SUBMITTAL SHEET

DISTRIBUTOR: _____ CONTRACTOR: _____

MODEL NUMBER: _____ PROJECT: _____

QUANTITY: _____ APPROVED BY: _____

ARCHITECT: _____ DATE: _____

JL INDUSTRIES
INCORPORATED

4450 W. 78th Street Circle
Bloomington, MN 55435
Phone: 952-835-6850
FAX: 952-835-2218

JL WEST COAST 6285 RANDOLPH STREET, COMMERCE, CA 90040 PHONE: 323-726-9070 FAX: 323-726-9068
JL SOUTH EAST 5758 CORPORATION CIRCLE, FT. MEYERS, FL PHONE: 941-693-7500 FAX: 941-693-7501

EMBASSY FIRE-FX™ OPTION FIRE EXTINGUISHER CABINETS

FIRE-FX™ OPTION FIRE RATED EXTINGUISHER CABINETS

AN INDUSTRY FIRST, U.S. PATENT NO. 5,171,079

In 1991, J.L. Industries introduced the first Fire-Rated Extinguisher Cabinets and Valve Cabinets for use in fire-rated walls. J.L.'s specially designed and patented FIRE-FX™ Option for cabinets are built to meet building code specifications for fire-rated wall situations. Warnock Hersey has certified and listed J.L.'s FIRE-FX™ Option for 1-hour and 2-hour combustible and non-combustible wall systems*.

FIRE-FX™ OPTION ELIMINATES:

- The costly need to line the wall opening cavity with fire rated material.
- Guesswork as to whether the fire barrier has been compromised by the above procedure.

To order or specify, add FIRE-FX™ Optionsuffix to the seven digit J.L. model number. For example, if you want an Ambassador 1017F10 with the FIRE-FX™ Option, ask for the 1017F10 FX.

The FIRE-FX™ Option fire-rated cabinet tub is not available on trimless and surface mount cabinets.

SPECIFICATIONS

Furnish fire-rated cabinet with FIRE-FX™ Option manufactured by J.L. Industries of Bloomington, MN. Cabinet to be fabricated in accordance with the Warnock Hersey certified design and shall carry the Warnock Hersey label for 1-and 2-hour combustible and non-combustible walls*.

Cabinet to be fabricated in accordance with UBC 7-5 (ASTM E814-97) & UBC 7-1 (ASTM E119-97) under positive pressure to measure fire resistive performance.

THE EMBASSY SERIES

A concealed hinge and handle gives our Embassy Series a streamlined modern appearance. Only the door extends from the surface of the wall, hanging from the wall in a distinguished, unadorned fashion.

SPECIFICATIONS

The Embassy Series is constructed quite differently from all of our other cabinet series. A flanged tub, and oversized door that completely covers this flange, a concealed hinge and a concealed handle are among its unique features. The tub of the Embassy is white epoxy coated cold rolled steel unless otherwise specified in options. Cabinet doors consist of a formed design with 7/8" nominal thickness. The Embassy is available with steel, aluminum, stainless steel, bronze or brass doors, which come in the following standard finishes. All J.L. Embassy cabinets shown below meet the A.D.A. projection criteria.

- Steel: White epoxy primer coated cold rolled steel door
- Aluminum: #180 clear anodized aluminum door
- Stainless Steel: U.S. #4 satin stainless steel door
- Bronze: U.S.10 satin bronze door
- Brass: U.S.3 polished brass door

A roller catch comes standard with all Embassy doors, except the W door style, which includes the SAF-T-LOK.

1. AVAILABLE DOOR STYLES (SELECT ONE)

- S21 SOLID
- V CONTEMPORARY V
- W CONTEMPORARY V WITH SAF-T-LOK

2. AVAILABLE DOOR GLAZING (SELECT ONE)

- 10 CLEAR ACRYLIC
- 13 CLEAR WIRE GLASS
- 15 BRONZE ACRYLIC
- 16 GRAY ACRYLIC
- 17 CLEAR TEMP. GLASS
- 18 LAMINATED SAFETY GLASS

3. OPTIONS (SELECT ONE)

- ALUMINUM TUB: FOR ALUMINUM ONLY
- COLOR EPOXY COATED TUB
- COLOR EPOXY COATED DOOR: FOR STEEL ONLY
- COLOR ANODIZED DOOR: FOR ALUMINUM ONLY
- FE LETTERS IN BLACK, RED OR WHITE
- FUTURA FIRE HANDLE
- U.S. #4 STAINLESS STEEL TUB: FOR STAINLESS STEEL ONLY
- #6 SATIN STAINLESS
- #7 POLISHED STAINLESS
- #8 POLISHED STAINLESS
- U.S. 9 POLISHED BRONZE DOOR CLEAR COATED
- U.S.10B OIL RUBBED BRONZE DOOR
- U.S. 4 SATIN BRASS DOOR CLEAR COATED



EMBASSY
5654V15




EMBASSY
5634S21




ALL EMBASSY SERIES
MEETS A.D.A.
PROJECTION CRITERIA.

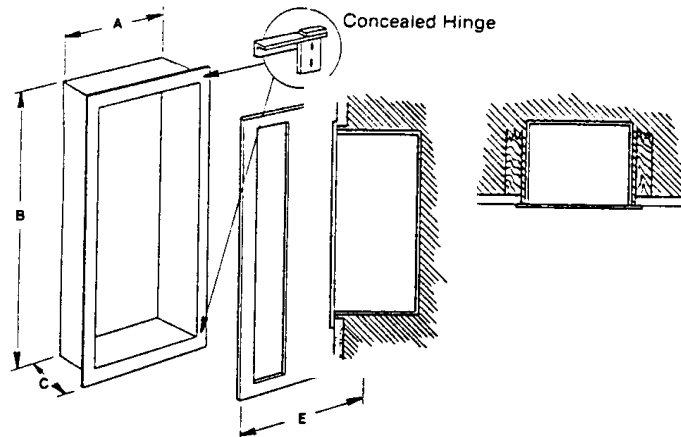


EMBASSY
5654V15 



EMBASSY
5634S21 

EXPLODED VIEW
REFER TO DIMENSIONS TABLE



DIMENSIONS IN INCHES

DOOR MATERIAL & SERIES #					TRIM STYLE	TUB I.D.			DOOR O.D.		WALL OPENING FX OPTION			** ACCOMMODATES FOLLOWING J.L. EXTINGUISHERS
STEEL	ALUM.	STAINLESS STEEL	BRONZE	BRASS		A	B	C	E	F	W	H	D	
__5614	__5624	__5634	__5644	__5654	TRIMLESS	10 1/2"	24"	5 3/4"	13 1/4"	26 3/4"	12 1/2"	26 1/8"	6 7/8"	Cosmic 2 1/2E, 5E, 5X, 6E, 10E Galaxy 2 1/2, 5, 5 1/2, 6, 10 Sentinel 5, Mercury 2 1/2, 5
__5714	__5724	__5734	__5744	__5754	TRIMLESS	16"	32"	7 3/4"	18 3/4"	34 3/4"	18"	34 1/8"	8 7/8"	Any Cosmic, Any Galaxy, Grenadier P, Sentinel 5, 10, 15, Mercury 2 1/2, 5, Saturn 15, 25
__5514	__5524	__5534	__5544	__5554	TRIMLESS	18"	18"	7 3/4"	20 3/4"	20 3/4"	20"	20 1/8"	8 7/8"	2 1/2" fire department valve
__5814	__5824	__5834	-	-	TRIMLESS	32"	32"	7 3/4"	34 3/4"	34 3/4"	-	-	-	1 1/2" or 2 1/2" x 1 1/2" rack unit and a 2 1/2" fire department valve and a fire extinguisher
-	-	-	__5844	__5854	TRIMLESS	30"	30"	7 3/4"	32 3/4"	32 3/4"	-	-	-	1 1/2" rack unit and a fire extinguisher
__5914	__5924	__5934	__5944	__5954	TRIMLESS	16"	40"	8 3/4"	18 3/4"	42 3/4"	18"	42 1/8"	9 7/8"	2 1/2" fire department valve and a fire extinguisher